


A world of **SHADE**

PRODUCT
CATALOG



USA SHADE
& Fabric Structures



We inspire stunning outdoor spaces through the benefits of shade.

For nearly 3 decades, USA SHADE & Fabric Structures has been the pioneer, innovator and proven industry leader in fabric shade structure design and technology. As a vertically integrated business, we have the unparalleled capacity to deliver the best shade structures for all types of applications and markets. We stand by the quality of work our customers receive, from design to installation—***we've got you covered.***

Find the solution to your next project

	squares and rectangles	7-12
	multi-sided	13-16
	sails	17-18
	suspended/cantilever	19-24
	other	25-28
	inspiration	29-32
	finishes/powder coat colors	33
	fabrics	34



Activate spaces and improve the outdoor experience



Safeguards against sun and weather damage



Increase airflow and comfort



Blocks up to 98% of harmful UV rays



Low maintenance



10-year warranty



25-degree temperature reduction keeps seating and play surfaces cool

Quick release



Quickly remove and reattach fabrics for winter storage or extreme weather conditions with our quick release (QRE) option.



Range of sizes available

Our shade structures have a range of sizing options available to suit your needs. To choose the right size for your space, discuss your upcoming project with a representative.





slant hip



two post hip



hip

Hip The workhorse of our product line, the Hip structure is a simple design and cost-effective solution for shading a wide variety of spaces.

Hip

10'x12' to 50'x55'



Hip Multi-Panel

18'x20' to 50'x55'



Hip Extended

10'x24' to 30'x60'
(Extended frames that are a single top hip up to 30' wide and 60' long)



Hip Double-Wide

Combine Hip or Hip Multi-Panel into a variety of sizes



Hip Joined

Combine Hip or Multi-Panel into a variety of sizes



Two Post Hip

10'x12' to 14'x22'



Slant Hip

10'x12' to 40'x40'



Mariners joined



Mariner Pyramid

10'x10' to 50'x50'

The Mariner Pyramid structure provides shade similar to our Hip or Pyramid designs but features multi-panel shade layers that create a striking presence.



Wave

20'x20' to 35'x35'

Designed to mimic the look of a wave, our Wave structure features a peak-and-valley shape, adding excitement and movement to any application.

Super Span

Our massive Super Span structures provide maximum shade for larger outdoor areas including basketball courts, mass automotive coverage, and outdoor seating spaces.

Super Span Hip

Up to 60'x60'

6-Column Super Span Hip

Up to 60'x100'

Super Span Pyramid Multi-Level Multi-Panel

Up to 60'x60''



Pyramid

Our Pyramid structures feature a square, peak-roofline design and can be joined together to cover a larger footprint.



Pyramid

10'x10' to 35'x35'



Single Post Pyramid



Pyramid



Pyramid Multi-Panel

Pyramid Multi-Panel

18'x18' to 35'x35'



Pyramid Joined

Available in a variety of combined sizes from single top or multi-panel.



Single Post Pyramid

8'x8' to 24'x24'



Squares and Rectangles

Multi-Sided

From three to eight sides and shapes of all kinds, our multi-sided shade structures offer a variety of options for all applications.



Triangle



Hexagon

For areas that require zero obstruction from a center column, the Hexagon is ideal, with six columns around the perimeter.



Hexagon

20' to 50'



Hexagon Multi-Panel

20' to 50'



Octagon

30' to 80'

Our Octagon structure is an ideal solution for shading areas up to 80' in diameter without the obstruction of a center column.



Triangle


18' to 30'

For asymmetrical, elongated areas, our Triangle can be an ideal shade solution.





Single Post Octagon



Coolbrella



Single Post Hexagon

10' to 20'

The Single Post Hexagon is a single-column structure with six fabric attachment points and a pointed top.



Single Post Octagon

10' to 20'

The Single Post Octagon is a single-column structure with eight fabric attachment points and a pointed top.



Coolbrella

12' to 20'

The Coolbrella is a commercial-grade, permanent umbrella canopy featuring one support column with one frame-tensioned fabric roof section. Available in a variety of colors with fabric tops that can be removed easily without wheels, wires or pulleys.

Mariner Hexagon

30' to 45'

The Mariner Hexagon is available in diameters up to 45' and incorporates upper and lower fabric layers, giving the structure a unique appearance.



4-Point Hypar Sail



3-Point Sail

Up to 50' per side

Our 3-Point Sail structure features a high-end design with a unique triangular shape, giving outdoor spaces a sophisticated look.



4-Point Hypar Sail

Up to 60' per side

Our 4-Point Hypar Sail structure features columns of varying heights, allowing the fabric to be formed into a hyperbolic shape.



3-Point Sail



Single Post
Pyramid Cantilever



Single Post
Pyramid Cantilever



Single Post Pyramid Cantilever

8'x8' to 20'x20'

Our Single Post Pyramid Cantilever structure is ideal for spaces like walkways and poolside lounges that need shade without column obstructions.

Suspended/Cantilever

Panorama

Our Panorama cantilever design is an elegantly arched roof that is suited to provide shade over areas that require unobstructed spaces like walkways, bus stops, or automotive parking.

Single

23'x27'



Joined

Combine singles into a variety of lengths



Full Hip Cantilever

These structures can be utilized for a variety of applications needing unobstructed space on one side such as seating areas, benches, and parking lots.

Single

10'x12' to 20'x40'



Joined

Combine singles into a variety of lengths



Cantilever Arch Walkway

The Cantilever Arch Walkway is a cantilever structure with a curved arch that can provide shade over long stretches of space without obstructing walkways or paths underneath.

Single

12'x20'



Joined

Combine singles into a variety of lengths



Double-Wide

Combine singles into a variety of lengths and widths




Single

10'x24' to 20'x30'



Joined

Combine singles into a variety of lengths



Double-Wide

20'x24' to 40'x40'



Double-Wide Joined

Combine singles into a variety of lengths and widths



Slanted Cantilever Wing Cabled

Much like the Full Cantilever Hip design, the Slanted Cantilever Wing has two columns and a tilted top to increase shade coverage for spaces exposed to harsh sunlight at an angle.



Slanted Cantilever Wing Cabled

Suspended/Cantilever



Aquarius

Aquarius

14'x22' or 18'x26'

Our elegant Aquarius design is a sculptural shade solution with curved steel purlins and generous shade coverage.



Cantilever Disc

15' to 20'

Our Cantilever Disc structure is a minimalist design of a framed circular fabric shade suspended by a curved column.



Flower

Our Flower structure is a whimsical design constructed with five fabric panels available in Petals-Up, Petals-Flat or Petals-Down configurations.

Petals-Up

22'x21'




Petals-Down

22'x21'



Petals-Flat

22'x21'



Cantilever Disc



Pegasus

Lifeguard

8'x9' to 10'x11'

Our Lifeguard structures provide heat and UV protection for those who need to stay cool and be ready to make a water rescue at a moment's notice.



Pegasus

12'x9', 16'x12' or 20'x16'

Pegasus is a distinctive and elegant fabric structure designed to make a strong architectural statement with shade.




Butterfly

The Butterfly is a unique structure constructed with eight fabric panels that can be adapted for Wings-Up, Wings-Flat or Wings-Down configurations.

Wings-Up

22'x21'



Wings-Down

22'x21'



Wings-Flat

22'x21'




Lifeguard



Inspiration

At USA SHADE, our capabilities go above and beyond our standard offering to provide worldclass shade solutions for any type of project. Through collaboration with our customers, our design experts, and our seasoned engineers, we bring custom project ideas to life.






See more innovative and custom designs at usa-shade.com


Finishes/Powder Coat Colors

Following a thorough cleaning, we apply your choice of finishes to our steel structures:




Powder Coating
Available in a wide range of colors, this coating has higher surface hardness/scratch resistance than common liquid paints.

- Powder Coating
- Steel



Zinc-Rich Primer
Added corrosion protection around areas such as pools, reclaimed water irrigation and salt water.

- Powder Coating
- Zinc-Rich Primer
- Steel



Hot-Dip Galvanizing
The steel is dipped in zinc, then powder coated or wet-painted to resist corrosion in areas with salt water or high humidity.

- Powder Coating
- Hot-Dip Galvanizing
- Steel




					  
BLACK 115618BLK	COBALT 115618CBB	BLUE 115618BLU	FOREST GREEN 115618FRG	RED 115618RED	
					
YELLOW 115618YLW	DARK BROWN 115618DBW	LIGHT IVORY 115893	WHITE 115618WHT	TELE-GRAY 115892	

Fabrics

USA SHADE uses the best materials available including HDPE, a high-density polyethylene mesh, which can block out up to 98% of the sun's harmful UV-A and UV-B rays. We offer a variety of materials with varying degrees of UV and weather protection, fire retardance, and non-combustibility. All of our fabrics are easy to maintain, providing protective shade and vibrant color over a long period of time.








SHADESURE™

PASSES: NFPA 701 / ASTM-E84

					
ELECTRIC PURPLE 84% shade factor 90% UV factor	NAVY BLUE 90% shade factor 94% UV factor	ROYAL BLUE 86% shade factor 94% UV factor	LAGUNA BLUE 92% shade factor 96% UV factor	TURQUOISE 83% shade factor 92% UV factor	RAIN FOREST 89% shade factor 96% UV factor
					
OLIVE 93% shade factor 97% UV factor	ZESTY LIME 83% shade factor 92% UV factor	CHOCOLATE 92% shade factor 93% UV factor	CINNAMON 88% shade factor 93% UV factor	SUNFLOWER YELLOW 70% shade factor 94% UV factor	ARIZONA 86% shade factor 91% UV factor
					
DESERT SAND 80% shade factor 92% UV factor	TERRACOTTA 84% shade factor 90% UV factor	BLACK 95% shade factor 96% UV factor	SILVER 88% shade factor 93% UV factor	WHITE 57% shade factor 86% UV factor	RED 80% shade factor 86% UV factor
					
ATOMIC ORANGE 82% shade factor 94% UV factor	MULBERRY 90% shade factor 91% UV factor				





COLOURSHADE® FR

PASSES: NFPA 701 / ASTM-E84 / CSFM TITLE 19

					
BLUE 80% shade factor 85% UV factor	GREEN 80% shade factor 85% UV factor	RED 80% shade factor 86% UV factor	TERRACOTTA 75% shade factor 82% UV factor	DESERT SAND 80% shade factor 92% UV factor	YELLOW 80% shade factor 89% UV factor
					
SILVER 80% shade factor 81% UV factor					

EXTREME 32

PASSES: NFPA 701

			
DESERT SAND 80% shade factor 92% UV factor	RAINFOREST 89% shade factor 96% UV factor	ROYAL BLUE 86% shade factor 94% UV factor	SILVER GREY 88% shade factor 93% UV factor

The samples of the colors of the steel and the fabrics shown in this document are for demonstrative purposes and are subject to the printing capacities. Please contact us for physical samples of fabric and steel colors.. Contact your rep for warranty details.



usa-shade.com 800-966-5005

For more inspiration and information on our shade structures, visit our website at usa-shade.com.

Contact our office today and see how we can help with your shade project.



Copyright © 2020 by Shade Structures, Inc.
All rights reserved

